

Education Perfect positively impacts NAPLAN results



Education Perfect (EP) works with over 3,000 schools globally, to provide educators with the time, insights, and resources they need to support every learner in achieving their full potential. Teachers regularly share the impact that EP has on student engagement and learning growth.

In Australia, we conducted a longitudinal investigation into how the use of EP English and mathematics lessons affects student outcomes. Looking at NAPLAN literacy and numeracy results, our comparative analysis provides strong evidence that:

- The more that schools use EP, the better the NAPLAN results.
- Schools using EP see greater learning growth from Year 7 to Year 9.



Education Perfect is an amazing tool for preparing students for school assessment tasks, NAPLAN, Minimum Standards, and the HSC! The features and resources are terrific, and I can easily set my students homework to complete. The automatic revision feature is amazing and I absolutely love how it recommends extra practice for my students. I'd highly recommend Education Perfect to anyone teaching in the contemporary classroom.

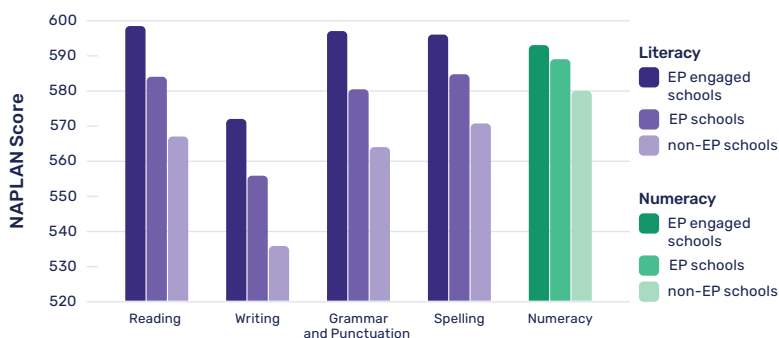


Kalvin Fernandez
The King's School, Sydney,
March 2022

Use EP, get better NAPLAN results

Year 9 NAPLAN results in 2021 show a clear correlation between schools that use EP and higher test scores, with an even stronger effect for schools who are highly engaged with EP.

Average Year 9 NAPLAN Scores by Domain and EP Engagement Level (2021)



EP schools score

1.5%-3.8%

higher than schools who do not use EP

Highly engaged EP schools score

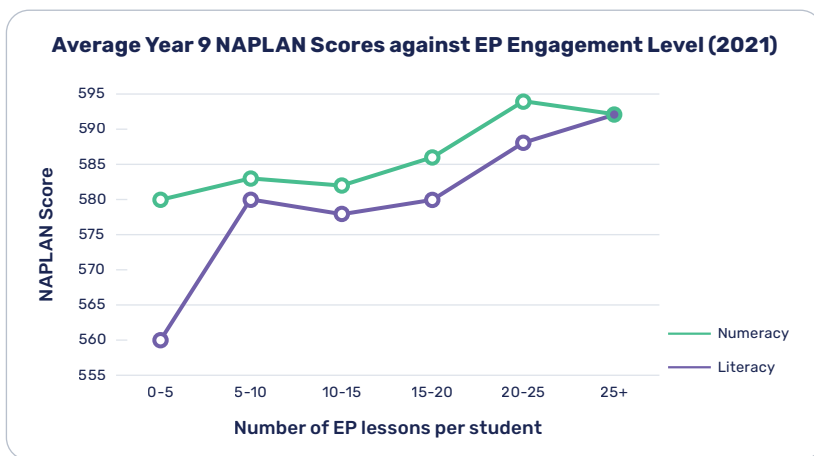
4.4%-6.7%

higher than schools not using EP

Education Perfect positively impacts NAPLAN results

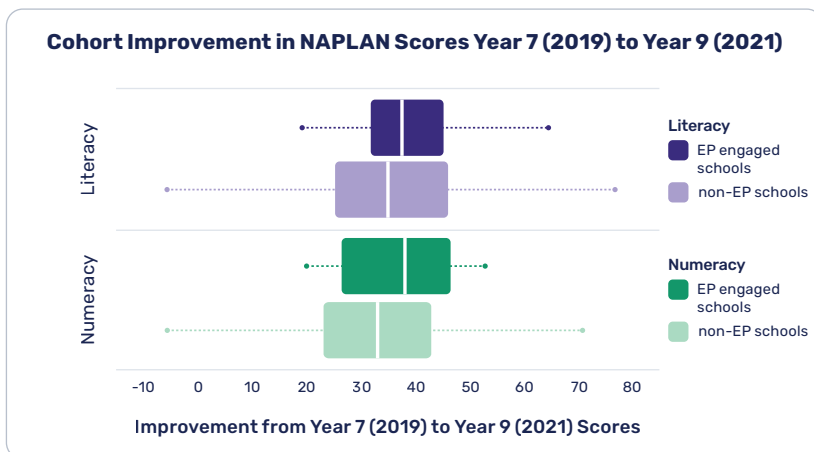


We can also see a strong correlation between the amount of EP usage and performance in NAPLAN:



Schools engaging with EP see greater learning growth from Year 7 to Year 9

Analysing and tracking the progress of a specific cohort of Australian students from 2019–2021, there is a clear correlation between use of EP and the improvement from Year 7 to Year 9 NAPLAN assessment scores.



Methodology and sample size

This analysis compares school NAPLAN literacy and numeracy results for Year 7 and Year 9 students in 2019 and 2021 with usage of EP over that same time period. Individual student results have not been collected, with the aggregate school level data provided by the Australian Curriculum, Assessment and Reporting Authority (ACARA).

In the context of this analysis, an ‘engaged’ EP school is defined as a school with at least 80% of students in the year level using EP for the corresponding subject(s) – English and mathematics, with an average of at least 20 lessons per student in that subject over the 16 months preceding the NAPLAN assessment.

The analysis includes all Australian secondary schools, with the number of schools in each cohort summarised in the table below:

	English	Mathematics
Engaged EP schools	105	110
EP schools	775	673
Non-EP schools	1782	1860

*Not all schools have NAPLAN results for both literacy and numeracy.